



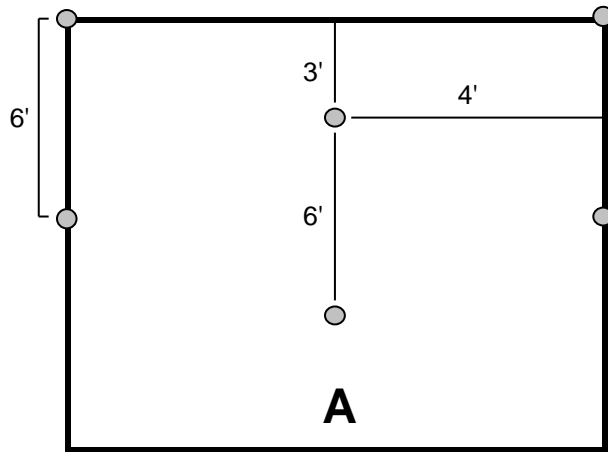
Curlex® Staple Pattern Guide

For 8' wide Curlex Erosion Control Blankets

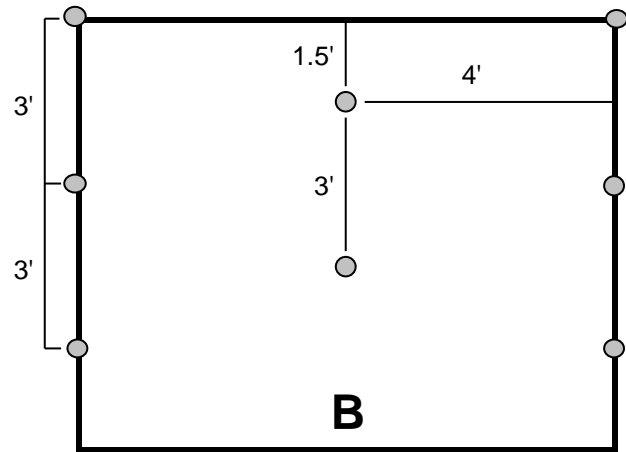
Adjust horizontal staple spacing for 4', 12', and 16' wide Curlex Erosion Control Blankets

Application	Slope			Channel
	≤ 4:1	≤ 3:1	≤ 0.5:1	≤10.0 lb/ft ² (480 Pa) Shear Stress ≤17 ft/sec (5.2 m/sec) Velocity
Staple Pattern	A	B	C	C

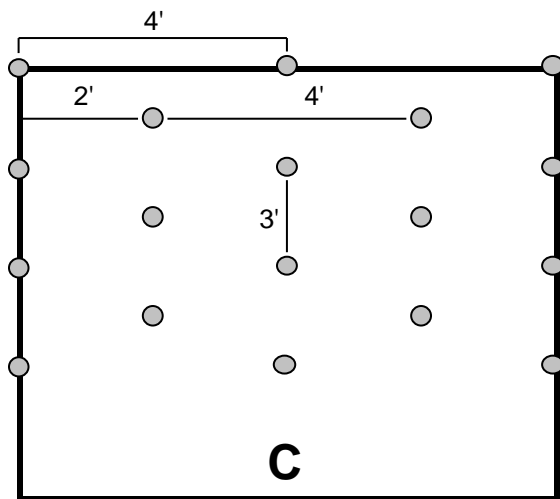
○ = Staple Placement



0.6 Staples/yd²



1.1 Staples/yd²



1.9 Staples/yd²

Notes:

1. Recommended staples are a minimum 4" biodegradable E-Staple®, as provided by American Excelsior Company, or 6" wire for cohesive soils and 6" biodegradable E-Staple®, as provided by American Excelsior Company, or 8" wire for non-cohesive soils.
2. Adjust staple pattern so staples are placed in critical channel points (e.g. slope interface, channel bottom) as illustrated below:

Critical channel points are circled.

