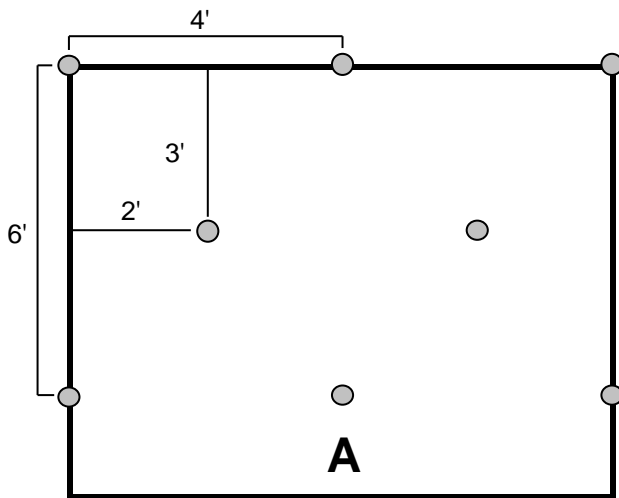


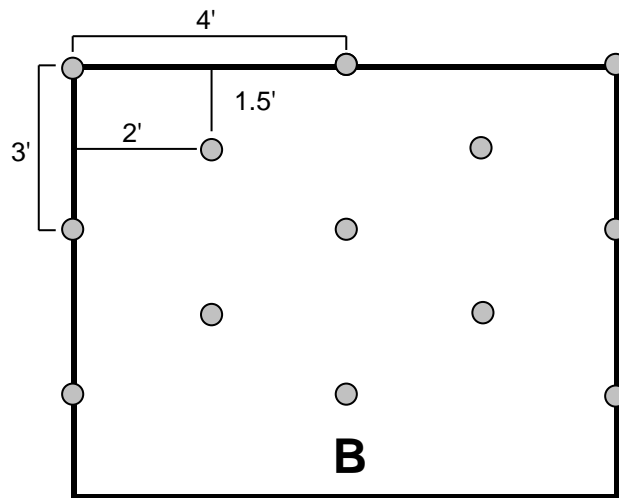
Curlex® NetFree™ Staple Pattern Guide

Application	Slope		Channel
	≤ 4:1	≤ 3:1	≤1.0 lb/ft ² (48 Pa) Shear Stress ≤3.0 ft/sec (0.9 m/sec) Velocity
Staple Pattern	A	B	C

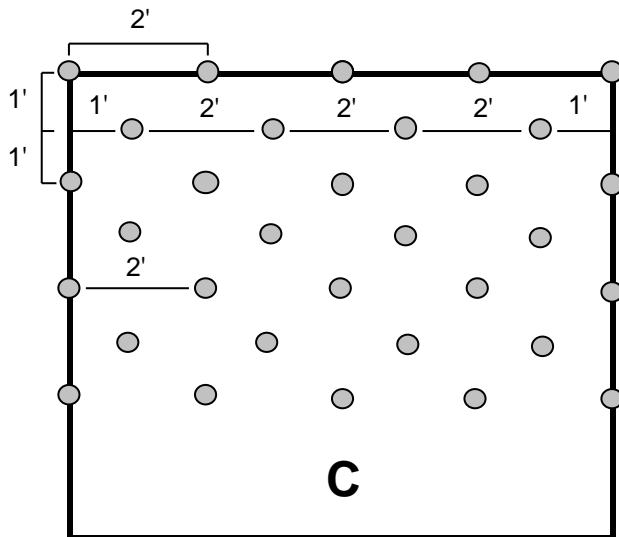
○ = Staple Placement



0.9 Staples/yd²



1.9 Staples/yd²



4.8 Staples/yd²

1. Recommended staples are a minimum 4" long 100% biodegradable E-Staple®, as provided by American Excelsior Company, for cohesive soils and 6" long 100% biodegradable E-Staple®, as provided by American Excelsior Company, for non-cohesive soils.

2. Staples shall be placed on a stitch line.

3. Adjust staple pattern so staples are placed in critical channel points (e.g. slope interface, channel bottom) as illustrated below:

Critical channel points are circled.

