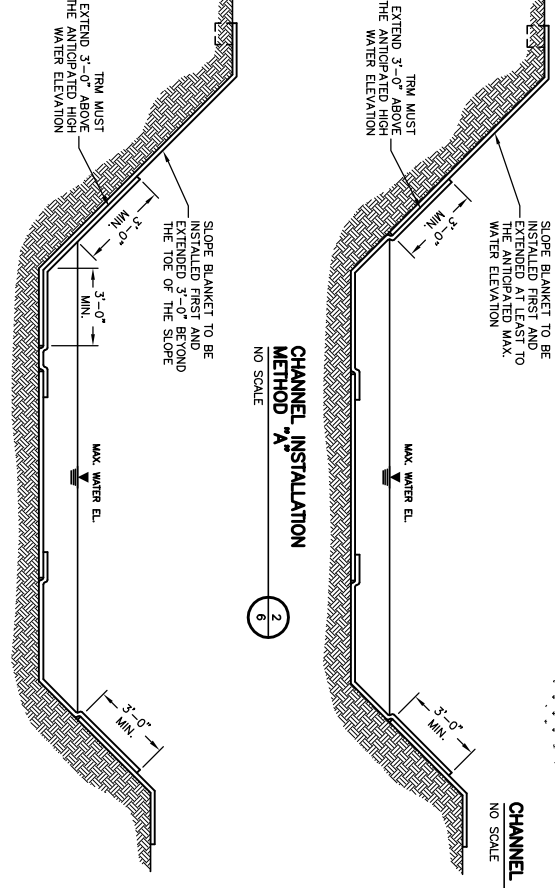
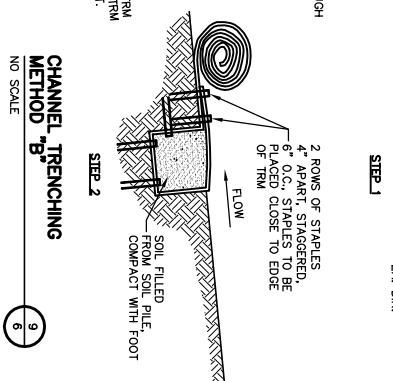
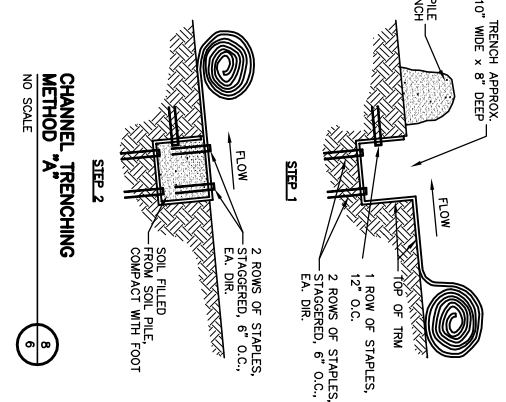
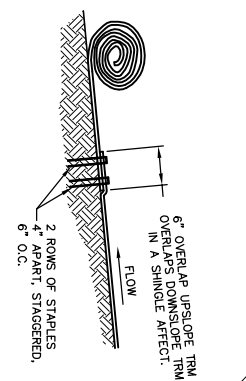
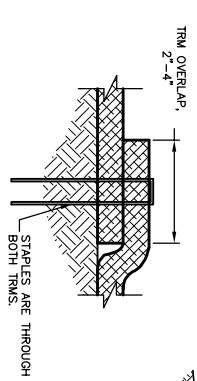
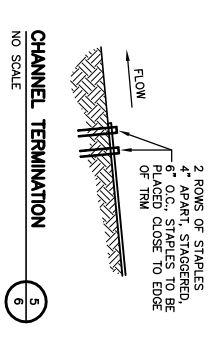
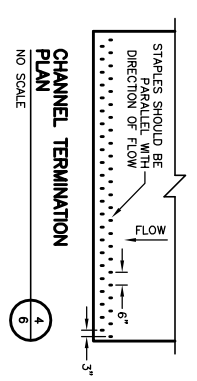


NOTES:
 1. SEE RECYCLEX® SLOPE APPLICATION DETAIL SHEET FOR PROPER SLOPE INSTALLATION.
 2. STAPLE PATTERNS ARE DEPENDENT ON SITE CONDITIONS. SEE RECYCLEX® STAPLE PATTERN GUIDE FOR DETAILS.



CHANNEL DETAIL
NO SCALE



NO.	BY	DATE	REVISIONS

PROJECT MANAGER
 CHECKED BY
 APPROVED BY

AMERICAN EXCELSIOR COMPANY
 ARLINGTON, TEXAS

SHEET RESERVATION
 RECYCLEX® CHANNEL APPLICATION DETAIL

DATE 1-8-03
 SCALE NONE
 DRAWN BY
 PROTECT NO.
 SHEET NO. 6



Earth Science Division